




Explore Destiny

HERC's online resource catalog

Books, eBooks, Media, Web Sites,
One Search of Discovery Streaming resources,
Standards Search including Common Core

1. Start Here

<http://herc.follettdestiny.com>

- Select HERC Library & Media Catalog
- Browse the catalog as a guest or  to take advantage of features!

Call HERC at 445-7074 for user name and password


2. Login to Your Account

- Click on the **Login** button in the upper right corner of the HERC Library & Media Catalog screen. Enter your user name and password.
- The "My Info" tab next to the "Catalog" tab will show all of the items checked out to you as well as due dates.



3. Search


- Click on Catalog tab
- Enter a word phrase, title, author, or subject



Results will display by type




4. Create Resource Lists

- Click on **Resource Lists**
 - Click on **Add List**
 - Name the list (Example: Cells)
 - Click **Save**
- Return to "Library Search"
- Find items and click "Add to this list"
- Use the "Resource Lists"  button to see or update items in lists



5. Request Materials

Email a request through Destiny's
"Resource Lists" feature

- Select a list by clicking 
- Choose tab for items to request



- Review items in the list and update as needed
- If there is more than 1 page of items click ► [[Show All](#)]
- Click -- "Choose an Option" -- at top of list and drop down to "Email this List"
- Click "Go!"
- Email should show herc@humboldt.k12.ca.us
- Type your email address or phone number and any notes in the Message box so staff can reply if needed
- Click the "Send" button